

fixed ceiling energy efficient
T5 suspended
high performance
ceiling lighting

Frame T5

Illumination for tomorrow's world.

Intralux




Specialised Reflector

Frame T5

Energy Efficient Ceiling Lighting


Introducing the new energy efficient lighting solution from Intralux for high ceiling applications. **Frame T5** combines stylish design with incredible efficiency that minimises cost and provides improved uniformity of light distribution over conventional lighting methods. **Frame T5** will change the way interior spaces are illuminated as it transforms with ease for suspension and fixed ceiling applications.



Quality Engineering

T5 lamps Economical

Frame T5 utilises highly efficient T5 fluorescent lamp technology, available in a range of wattages from 14 to 54W. **Frame T5** minimises energy usage by up to 50%* over conventional metal halide luminaires. The T5 lamp also offers amazing colour rendering properties in excess of 85 CRI*, lamp efficacy of up to 104 lm/w* and life of 20000 hours+.*



Easy Re-lamping

Durable and lightweight the **Frame T5** Utilises a high strength extruded anodized aluminium frame, T5 lamps and attractive linear reflectors. **Frame T5** is manufactured in a range of different lengths from 650mm through to 1250mm.

*Manufacturers claim



Benefits

Energy Saving

Frame T5 offers electricity savings up to 50%* over conventional metal halide luminaires. The functional design enables **Frame T5** to be used in a wide range of applications because it can be easily ceiling mounted or suspended.

High performance reflector

The high performance reflectors in the luminaire focus light downwards, creating uniform, natural lighting with no colour shift. The contemporary look of this product allows it to form a feature within an installation while still offering the ultimate in functionality and performance.

Environmentally Friendly

Compared to metal halide luminaires, **Frame T5** restrikes instantly, contains far less Mercury, has better light quality and is vastly more efficient.

Hard wired and easy to install

Frame T5 is rapid to install because of its lightweight construction, durability and functional fixing options. The unique and simple lowering function for suspended applications allows rapid access to the product so it's easy to maintain. The T5 lamp is simple to replace and cost effective.

Easy to maintain

Intralux's advanced production processes enable the rapid manufacture and global distribution of our product range. Stringent quality control and advanced product testing procedures coupled with our 24 month warranty program, guarantee your future product reliability.

Applications

- Department Stores
- Churches
- Auditoriums
- Gymnasiums
- Retail / Commercial
- Universities
- Stadiums
- Shopping Centres
- Hardware Stores
- Breweries
- Hospitals
- Warehouses
- Factories
- School Halls
- Manufacturing Facilities
- Home Maker Outlets
- Libraries
- Galleries


Power Connection



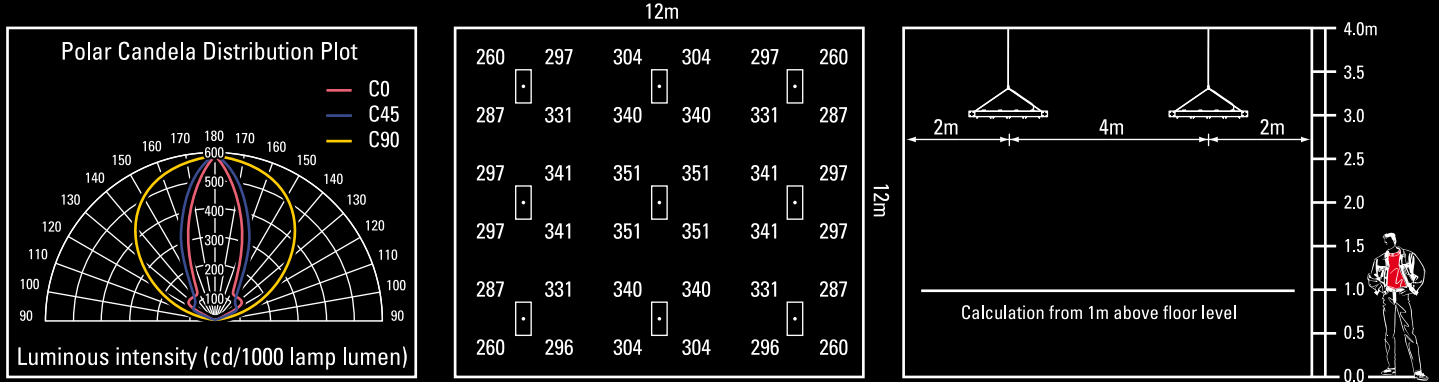
Ease of Adjustment



Suspension Nib




Photometric Data



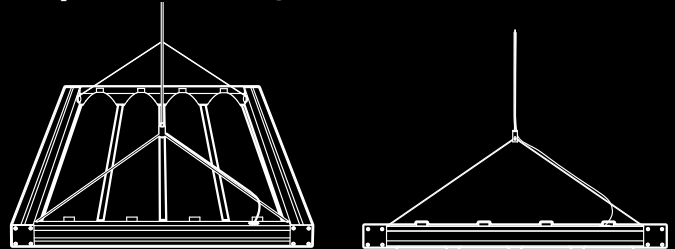
Illumination Distribution for Frame FRT5-42884HF-AC (Lux) Full photometric data available upon request.

To optimise the use of Frame T5 it is important to consider the distance of the light source from the illuminated surface. The intensity and distribution of the illumination on the surface is directly proportional to the proximity of the fixture. Illuminance Values above based on Room Dimensions: 12 x 12 metres x 4 metres high. Luminaires are spaced at 4 metre centres and 2 metres from the perimeter wall.

Fixed Ceiling



Suspended Ceiling



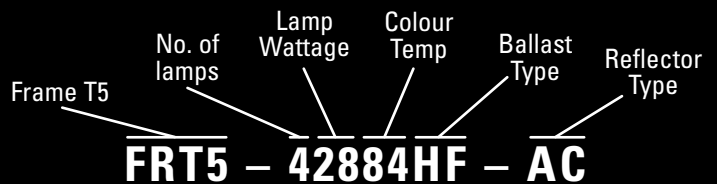
Frame T5 Specifications

TYPES	SQUARE FITTING 650 x 600mm		RECTANGULAR FITTING 950 x 600mm		RECTANGULAR FITTING 1250 x 600mm	
	Luminaires	414	424	421	439	428
Configuration	4 x 14 Watt	4 x 24 Watt	4 x 21 Watt	4 x 39 Watt	4 x 28 Watt	4 x 54 Watt
Lamp Type	Ø 16mm Fluorescent T5					
Max Luminous Flux (lm)**	5400	8000	8400	14000	11600	20000

** T5 Fluorescent lamps @ 100 hours use. Manufacturers claim

Ordering Frame T5

Simply specify the Product Code opposite. For further information on lengths and finishes, contact your Intralux Distributor.



Intralux Australia Pty Limited (Head Office and Export Sales) A.C.N. 010 644 694: 23 Enterprise Street, PO Box 557, Richlands, Brisbane Qld 4077, Australia.
Tel: +61 7 3375 9333 Fax: +61 7 3375 9444 Email: info@intralux.com Web: www.intralux.com

Design and Trade Mark registrations pending. Intralux Products are designed and built to comply with appropriate International Standards. All brand names on this brochure are Trade Marks of their respective holders. Some of the images in this brochure are computer generated representations. Intralux Australia reserves the right to alter the designs and specifications of these products without notice. Frame T5 export brochure February 2006 E&OE