



we-ef

WE-EF LEUCHTEN
GmbH & Co. KG
Toepinger Strasse 19
29646 Bispingen
Germany
Tel. +49 5194 909-0
Fax +49 5194 909-299
info.germany@we-ef.com
www.we-ef.com

WE-EF LEUCHTEN
Germany

WE-EF LUMIERE
France

WE-EF LIGHTING
United Kingdom

WE-EF LIGHTING
USA

WE-EF LIGHTING
Thailand

WE-EF LIGHTING
Australia

STREETLIGHTING RFL 500 SERIES

Streetlighting Series RFL500 | European Edition | April 2008
Technical specifications are subject to change.

RFL500 [S] SERIES

Post mounted luminaire
Streetlighting distribution

IP66. Marine-grade die-cast aluminium alloy. 5CE superior corrosion protection including PCS hardware. Powdercoat finish in RAL 9004, RAL 9007, RAL 9016 or Classic Silver. Silicone rubber gasket with CCG® (Controlled Compression Gasket). Safety glass lens, hinged with 'no-tool' access. Integral electrical or electronic control gear.

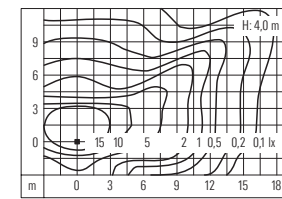
LED variation: LED module with built in heat sink. Easy installation and removal. CAD optimized OLC® PMMA lens for optimal light control and reduced glare. Other LED wattages available on request.

High Intensity Discharge lamp variation: Anodised aluminium reflector for optimal light control and reduced glare, built in 3° tilt of luminaire for reduced 'back spill'. Other lamp options available on request.

Recommended mounting height 2,5-8,0 m, depending on lamp type selected.
Matching mounting brackets to be ordered separately.

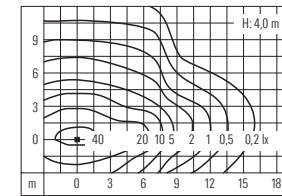
Lamps:

LED 29-118 W
HIT 35-150 W
HST 70-150 W



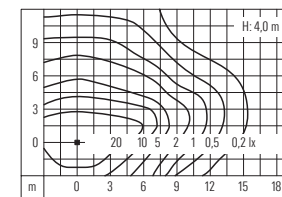
111-0001
RFL530 [S]
12 LED **29W**
2040 lm

111-0002
RFL530 [S]
24 LED **59W**
4080 lm
Factor 2,0*



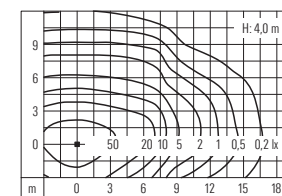
111-0003
RFL530 [S]
HIT-COS **45W/PGZ12**
4300 lm

111-0004
RFL530 [S]
HIT-COS **60W/PGZ12**
6850 lm
Factor 1,59*

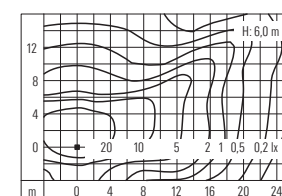


111-0005
RFL530 [S]
HIT-CE **35W/G12**
3800 lm

111-0006
RFL530 [S]
HIT-CE **70W/G12**
7100 lm
Factor 1,87*

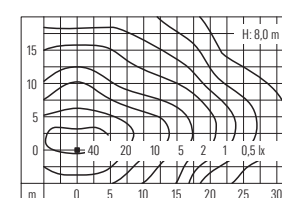


111-0008
RFL530 [S]
HST-X4 **70W/E27**
6600 lm



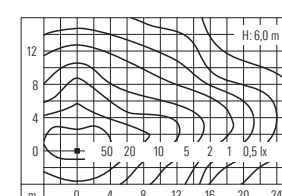
111-0015
RFL540 [S]
36 LED **88W**
6120 lm

111-0016
RFL540 [S]
48 LED **118W**
8160 lm
Factor 1,33*

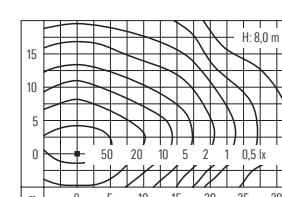


111-0017
RFL540 [S]
HIT-COS **90W/PGZ12**
10450 lm

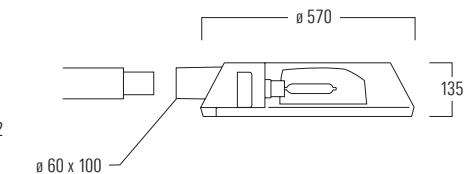
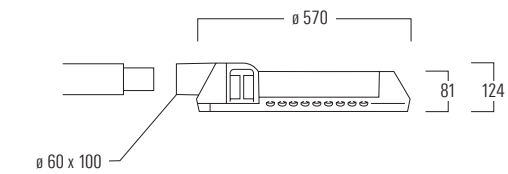
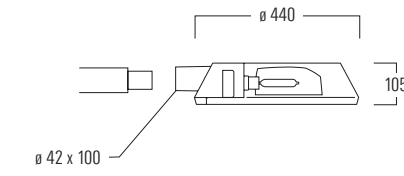
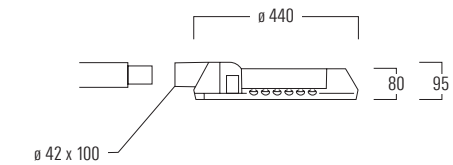
111-0018
RFL540 [S]
HIT-COS **140W/PGZ12**
16500 lm
Factor 1,58*



111-0019
RFL540 [S]
HIT-CE **150W/E40**
13500 lm



111-0021
RFL540 [S]
HST-X4 **150W/E40**
17500 lm



Pole series AM-C



Brackets:
RC1 for RFL530/540
RC2 for RFL530/540



Brackets:
RF1 for RFL530/540
RF2 for RFL530/540



Brackets:
RX1 for RFL540
RX2 for RFL540



Brackets:
RL1 for RFL540
RL2 for RFL540

* Apply factor to illuminance readings